




# Hardwire Kit


For Constant Dashcam Connection





- 

**Universal Kit**  
Suits Dashmate and all other dashcams with Mini USB or Micro USB connections
- 

**Cars and Trucks**  
Compatible with both 12V and 24V vehicle batteries
- 

**Constant Power**  
Continuous recording\* when vehicle is turned off for peace of mind  
\*(Subject to features of Dash camera)
- 

**Battery Drain Protection**  
Protects your dashcam from draining your vehicle's battery
- 

**Fuse Tap Options**  
Includes 4 different input fuse tap types for fuse box connection
- 

**Connector Options**  
Mini USB and Micro USB connectors included

Get constant dashcam connection with Dashmate's Dashcam Hardwire Kit. DSH-HWK connects to your vehicle battery through your vehicle's fuse box and provides constant power to your dashcam when the engine is turned off. It includes several fuse tap options that suit most vehicles and connects to your dashcam via the included Micro USB or Mini USB connectors.



# Hardwire Kit

## Installation in 3 easy steps.

- 01** Connect either the Micro-USB or Mini-USB cable from the control box to your dashcam.
- 02** Using the fuse connector provided, connect the control box to your vehicle's fuse box
- 03** Connect the ground wire from the control box to an earthing point on your vehicle chassis.



## WHAT'S IN THE BOX:

### 01 Hardwire Kit

#### Fuse Options

- 02 ATS (Standard) Fuse Cable
- 03 Mini Fuse Cable
- 04 Micro2 Fuse Cable
- 05 Micro Fuse Cable

#### Output Cable

#### Connection Options

- 06 Mini-USB Cable
- 07 Micro-USB Cabler

#### Accessories

- 08 Cable Ties
- 09 User Guide

